
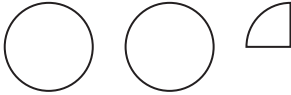


DO NOT WRITE IN THIS AREA


DO NOT WRITE IN THIS AREA

DO NOT WRITE IN THIS AREA

9 The pictogram shows information about the number of vinyl records sold in a shop on Monday and on Tuesday.

| | |
|-----------|---|
| Monday |  |
| Tuesday |  |
| Wednesday | |
| Thursday | |

Key:



represents
8 vinyl records

(a) Write down the number of vinyl records sold

(i) on Monday,

.....
(1)

(ii) on Tuesday.

.....
(1)

On Wednesday and Thursday a total of 36 vinyl records were sold.
The number of records sold on Thursday was 8 times the number of records sold on Wednesday.

(b) Use this information to complete the pictogram.

(3)

(Total for Question 9 is 5 marks)

